

# Sensory Preference, Nutrient Content, and Shelf Life of *Moringa Oliefera* Leaf Crackers

Rita Ismawati<sup>#,1</sup>, Meda Wahini<sup>#,2</sup>, Ita Fatkhur Romadhoni<sup>#,3</sup>, Qory Aina<sup>\*</sup>

<sup>#</sup> Department of Home Economics, Universitas Negeri Surabaya, Surabaya 60231, East-Java, Indonesia  
E-mail :<sup>1</sup>ritaismawati@unesa.ac.id; <sup>2</sup>medawahini@unesa.ac.id; <sup>3</sup>itaromadhoni@unesa.ac.id

<sup>\*</sup> Department of Nutrition Science, Surabaya College of Health Sciences, Surabaya, East-Java, Indonesia  
Email: qorry.aina@stikessurabaya.ac.id

**Abstract**— Crackers is one of the snack foods, which can be varied in various types of and flavors. This study aimed to determine the sensory preference, nutrition content, and shelf life of *Moringa oliefera* leaf (Mol) crackers. Utilization of Mol is by processed it into powder, and chopped form then added to the crackers dough with the various amount of 3%, 5%, 7% and 9% for each form. The sensory test had been done to measure sensory properties such as color, aroma, texture, flavor and the level of preference. Sensoric test data were analyzed by using two way ANOVA and further Duncan test to examine the correlation between *Moringa oliefera* processed leaf type and addition amount with its sensory properties and panelist's preference. The most preferred product then tested for its nutrient content. Crackers shelf life that observed were Total Plate Count (TPC) and Most Probable Number (MPN). This study showed that *Moringa oliefera* processed leaf type and the additional amount that is used will affect the sensory properties of crackers. There was a correlation between the *Moringa oliefera* processed leaf type and addition amount that is used with the cracker's color, texture, and level of preferences, but not with the aroma and flavor. Nutrient content per 100g of the most preferences *Moringa oliefera* leaf crackers is energy 368.80 kcal, carbohydrate 65.91 g, protein 11.82g, fat 6.92g, Fe 4.68mg, calcium 26.50mg, Vit C 17.88mg, Vit A 48.55SI, Fiber 4.56g, ash 5.11%, and water 1.21%. The moringa leaf crackers can be stored for 8 weeks which TPC score is  $0.9 \times 10^4$  (cfu/g) and MPN score is 23.89/g.

**Keywords**—*moringa oliefera*; crackers; sensory analysis; nutrition.

## I. INTRODUCTION

Crackers are one of the snack foods [1], that belong to a special group of dry long shelf life biscuits with most of the dough's fermented with yeast [2]. Crackers are saltine and low in sugar, thin and crisp. Usually, sponge-and-dough method involving longer periods of dough fermentation (up to 24 hours) is used in the production. After fermentation, the dough is laminated while layers of fat are rolled in, which contributes to flaky cracker structure [3]. Crackers as one of snacks are easily found in the market with various types and flavors. There are three major types of crackers: cream crackers, soda crackers and savory crackers [2]. Nowadays, there are various flavors of crackers such as salty, sweet, or cheese, and also supplemented with shredded, vegetables, and seaweed. Therefore, it can be indicated that crackers become one of the most popular snacks in our society.

Diversification of the crackers with different types of flavors and the addition of other ingredients will affect its sensory properties, nutrition content and its shelf life [4].

The addition of *Moringa oliefera* leaf (Mol) on crackers can improve crackers' nutrition content, and the utilization of Mol is not widely used in processed foods yet (Figure 1).



Fig 1 *Moringa* leaf

*Moringa* known as the miracle tree or magical tree because of it is scientifically proven that the leaves of this

plant can contribute significantly to the daily recommended allowance needed for many vitamins and mineral needs as well as serve as a rich source of polyphenols [5]. It confirms the importance and role that *Moringa* can play to improve the health and nutrition particularly in malnourished populations [6], [7]. Mol contain vitamin A, vitamin C, vitamin B, calcium, potassium, iron and protein in very high numbers which is very easily digested and assimilated by the human body [8], as well as dietary fiber, moisture and dye chlorophyll of *Moringa* are very helpful for human health [9] the studies prove that *Moringa* did not contain harmful substances to the body [10]. *Moringa* leaf has been purported to be a good source of nutrition and a natural organic health supplement that can be used in many therapeutic ways [11]–[13].

The desirable nutrient content in *Moringa* leaf can be taken in various ways such as by chopped and powdered. Mol powder made from young leaves which are picked from the first leaf stalk (under the top) until the seventh leaf stalks of branches which is still green and have not to turn to yellow. Furthermore, the leaves are washed with clean water and then taken out of the leaf stalk, drained on a wire net. The leaves then dried in an oven at 45°C temperature for approximately 24 hours (already quite dry). The dried leaves then mashed using the blender and sieved with 500 mesh sieve to separate small rods which cannot be crushed in a blender, then stored in an airtight plastic container [14]. Chopped Mol can be done manually using a knife, finely chopped up to produce fine pieces evenly. This objective of the research is to see the effect of the type of the *Moringa oliefera* processed leaf on the sensory properties, nutrition quality and shelf-life of crackers by the addition of the various amount of Mol in the powder and chopped form to the crackers dough nutrient content and its shelf life.

## II. MATERIALS AND METHODS

The experiment was implemented from May to August 2016 in the laboratory of food processing in the Department of Home Economics, State University of Surabaya, Campus Ketintang Surabaya. The independent variables in this study is the addition of *Moringa* leaf in the form of chopped and powder that consist of eight treatments: P1 (Mol powder 3%), P2 (Mol powder 5%), P3 (Mol powder 7%), P4 (Mol powder 9%), P5 (chopped Mol 3%), P6 (chopped Mol 5%), P7 (chopped Mol 7%), P8 (chopped Mol 9%). The dependent variable in this study is the sensory properties including color, aroma, texture, flavor and level of preference. Control variables are the type, quality and quantity of ingredients (flour, yeast, baking powder, powdered sugar, butter, margarine, skimmed milk, salt, and water), the equipment that is used, the process and the time of manufacture.

The materials used for the analysis of nutrient content were aquades, ion-free water, n-hexane, HCl, selenium-mix, concentrated H<sub>2</sub>SO<sub>4</sub>, concentrated HNO<sub>3</sub>, NaOH, boric acid, and vanadate-molybdate solution. The tools used are slicer, tray, cabinet dryer, discmill, mixer, steam cattle jacket, piping equipment, scales, ovens, and atomic absorption spectrophotometry. Analysis of physical properties and nutrient content was carried out on the final selected crackers and controls. Physical properties analysis tested are

hardness/texture, water absorption, and density of *Kamba*. The nutritional content analysis includes proximate analysis and analysis of mineral content. Proximate analysis carried out is an analysis of water content, ash content, protein content, fat content, and carbohydrate levels. Analysis of mineral content carried out is the levels of Ca, Fe, and P.

Sensory analysis is conducted with 45 panelist comprising of 15 trained panelists and 30 passable trained panelists. Panelists were required to evaluate the sensory properties including color, aroma, texture, flavor and level of preference. The data then analyze statistically at a 5% significance level using two way ANOVA. Mean score values of the crackers' sensory properties were subjected to Duncan test to examine the correlation between *Moringa* processed leaf type and addition amount with its sensory properties and panelist's preference. The most preferred product then tested for its nutrient content includes energy, carbohydrates, protein, fat, Fe, calcium, vitamin C, vitamin A, fiber, ash, and moisture content. The shelf life is examined up to 2 months with a microbial test and the alteration of sensory properties during the time.

## III. RESULT AND DISCUSSION

### A. Organoleptic Test

#### 1) Colour

The most preference *Moringa oliefera* leaf crackers are expected to have light-yellow color criteria. The organoleptic test showed the average score from 1.64 to 3.19. The average score of 1.64 was obtained from the product with 9% addition of chopped Mol (P6), which is produced light-yellow color crackers with many green freckles. Meanwhile, the average score of 3.19 was obtained from the product with 3% addition of chopped Mol (P5), which is produced light-yellow color crackers with few green freckles. The result can be illustrated in Figure 2.

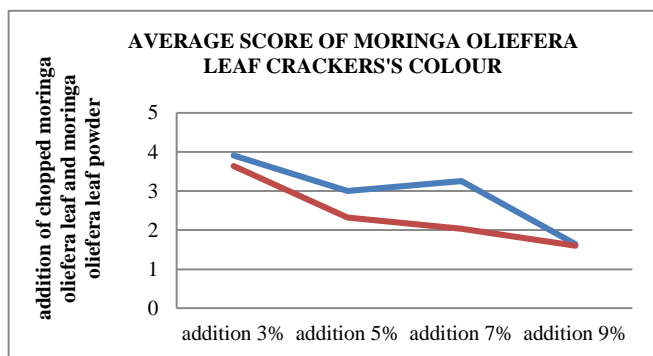


Fig 2. The Average Score of *Moringa oliefera* Leaf Crackers' Colour

The analysis by two way ANOVA test showed that the addition of *Moringa oliefera* leaf into the crackers both in forms of chopped and powder affect the crackers' color with  $p = 0.00$  ( $\alpha = 0.05$ ). Furthermore, there is a correlation between the addition of chopped and powder Mol and the amount of the leaf itself to the change of the crackers' color with  $p = 0.041$  ( $\alpha = 0.05$ ). Five aspects contribute to color variation in our food. One of them is the natural pigment that is consist of leafy green that is called *chlorophyll* (the green substance in plants) [15]. Thus, with the chlorophyll from

the leaf, the increase of powder and chopped leaf's addition amount will produce a darker color and result in more freckles on the crackers. The result of ANOVA test was then further correlated with the Duncan test on the addition amount of both powder and chopped Mol, and the score is 3.78 that was obtained from the 3% addition in which produce green and light-yellow color crackers with few green freckles. Meanwhile, the addition of the leaf as much as 5-9% result in the score as follow 2.67, 2.2, and 1.62, which produce darker green color and more freckles.

### B. Aroma

The aroma criteria that is desired from the most preference *Moringa oleifera* leaf crackers is savory with a little *Moringa oleifera* leaf's scent. Based on the result of the organoleptic test, the average score is 1.51 to 3.33. The average score of 1.51 was obtained from the 7% addition of the chopped Mol (P7) which produce less-savory and less-*Moringa oleifera* scent. On the other hand, the average score of 3.33 was obtained from the 3% addition to chopped Mol (P5) which produce the savory, and a little *Moringa oleifera*-scented crackers. Further results are presented in Figure 3.

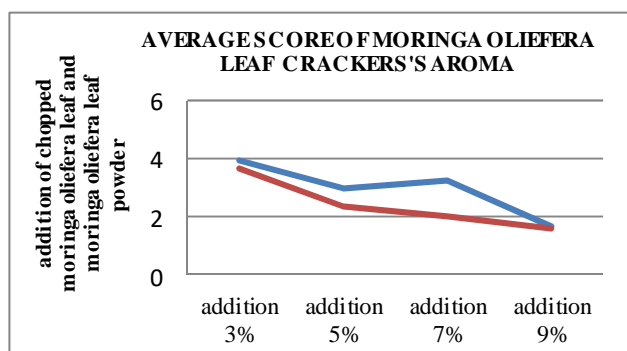


Fig. 3. The Average Score of *Moringa oleifera* Leaf Crackers' Aroma

The analysis by two way ANOVA test showed that the addition of *Moringa oleifera* leaf into the crackers both in forms of chopped and powder affect the cracker's aroma with  $p = 0.00$  ( $< \alpha = 0.05$ ). However, there was no correlation between the addition of chopped and powder Mol and the amount of the leaf itself to the change of the crackers' aroma, which is shown with  $p = 0.065$  ( $> \alpha = 0.05$ ). This result is the opposite of the theory that more Mol leaf powder mixed into the crackers, the more Mol aroma will be produced. The *Moringa oleifera* is a plant with multiple leaves in its stalk. It also has long stalk with *alternipinnate* leaves and has a lone terminal leaflet (*imparipinnate*). The young leaf is yellow-greenish and turns dark green when it is grown. The leaf shape resembles an egg, with 1-2 cm long, 1-2 wide, slim, flexible, dull point and base (obtuse), flat edge, with a pinnate bone, soft upper and lower surface, and exclusive aroma [16]. The *Moringa oleifera* leaf powder has a very strong unpleasant leaf scent [17].

Duncan test result of the addition of both chopped and powder leaves shows the average score of 2.60 and 2.46 that is obtained from 3% and 5% Mol addition which produces savory and little *Moringa oleifera*-scented crackers in the second subset. Meanwhile, with the addition of 7% and 9% of the Mol, the score were 2.09 and 2.04 which produce little

savory and a little *Moringa oleifera*-scented crackers in the first subset. To examine the effect of powder or chopped Mol addition on the crackers aroma, further Duncan test concerning the kinds of fat on the crackers aroma was carried out. The result is presented in Table 1.

TABLE I  
FURTHER TEST ON THE ADDITION OF MORINGA OLIEFERA LEAF POWDER AND MORINGA OLIEFERA CHOPPED LEAF ON MORINGA OLIEFERA CRACKERS' AROMA

	Addition Number	N	Subset	
			1	2
Duncan (a,b)	7%	90	2.04	
	9%	90	2.09	
	5%	90		2.46
	3%	90		2.60
	Sig.		.707	.222

### C. Flavor

The most preference *Moringa oleifera* leaf crackers are expected to have savory with a little *Moringa oleifera* flavor. The result of the organoleptic test shows the average score from 1.24 to 3. The score of 1.24 was obtained from 9% addition of *Moringa oleifera* leaf powder (P4) and produce less-savory and little *Moringa oleifera*-flavoured crackers. Meanwhile, the average score three was obtained from the 3% addition of chopped Mol (P5) that produce savory and little *Moringa oleifera*-flavoured crackers, as presented in Figure 4.

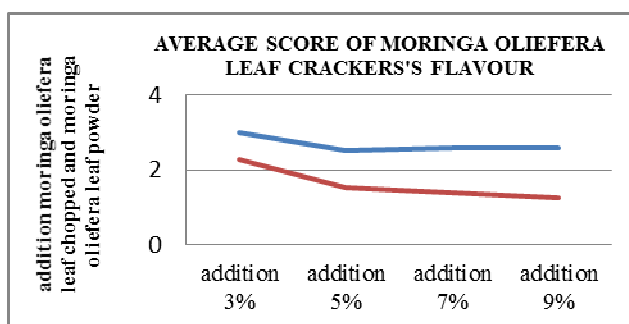


Fig. 4. The Average of *Moringa oleifera* Leaf Crackers' Flavor

The analysis by two way ANOVA test showed that either chopped or powder leaf used in addition affects the *Moringa oleifera* leaf crackers' flavor with  $p = 0.00$  ( $< \alpha = 0.05$ ). However, there was no correlation between the addition of powder and chopped Mol with the amount of the leaf itself to the change of the crackers' flavor, which is shown by  $p = 0.12$  ( $< \alpha = 0.05$ ). Therefore, the result is opposite to the theory that kinds of the processed leaf that is added will affect the crackers' flavor. The more Mol powder being added, the flavor turns more like the Mol but reduces its tastiness. Flavour is indeed a crucial parameter in customers' acceptability towards a product. It is different from the aroma, and it attracts the consumers from their tongue. Several factors affect flavor, as follows chemical substance, temperature, concentration, and the relation between other flavour substances [18]. Mol has its flavor because of its tannin substance. This substance is mostly found in nature

and available in every part of plants especially among the tropical plants and the tree bark. Tannin is responsible for the bitter taste because it will form across bond with either protein or glycoprotein in our mouth and produce dry and stiff taste [19]. There is about 14% tannin consisted of the *Moringa oleifera* leaf [20].

#### D. Texture

The most preference Mol crackers are expected to have crispy with multiple layers of texture. Based on the organoleptic test, the average score from 1.2 to 3.14 was obtained. The average score of 1.2 shows the addition of Mol powder by 7% which produce fewer crispy crackers with multiple layers. Meanwhile, the average score of 3.24 is obtained by adding 3% chopped leaf which produce crispy crackers with multiple layers, as presented in Figure 5.

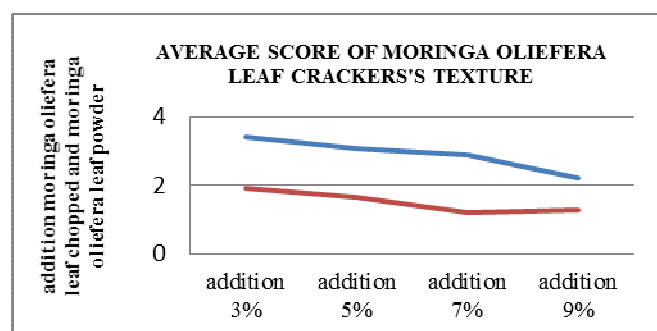


Fig.5 The Average Score of *Moringa oleifera* Leaf Crackers' Texture

The analysis by two way ANOVA test showed that the addition of different kinds of the *Moringa oleifera*'s processed leaf would affect the crackers' texture with  $p = 0.00$  ( $< \alpha = 0.05$ ). The amount of leaf addition both in the form of chopped and powder affects the texture of the crackers with  $p = 0.00$  ( $< \alpha = 0.05$ ). There is a correlation between the addition of and powder and chopped Mol with the amount of the leaf itself to the change of the crackers' texture with  $p = 0.01$  ( $< \alpha = 0.05$ ). The texture is affected by the humidity in a dough. The less humid a dough is, the tougher it is, which prevents the dough from expanding and creating the layers and making it not crispy [21]. A large number of Mol powder addition will make the crackers fail to expand and not crispy. This is also due to the decreasing humidity in the dough because Mol powder absorbs the water inside the dough.

#### E. Sensory Preferences

The expected sensory preferences criteria from the crackers are the "preference" criteria. The result of the organoleptic test shows that the average score from 1.07 to 3.27. The average 1.07 is obtained from the addition of *Moringa oleifera* powder by 5% and 7% (P2 and P3), which results as "no preference." Nevertheless, the average score of 3.42 is obtained from the addition Mol by 3% of a chopped leaf (P5) with the criteria "pretty-well preference," as presented in Figure 6. The analysis by two way ANOVA test showed that the addition of *Moringa oleifera* leaf both in the forms of powder and chopped affect the level of preferences with  $p = 0.00$  ( $< \alpha = 0.05$ ). The amount of the Mol added also affects the level of preferences with  $p = 0.01$  ( $< \alpha = 0.05$ ). Sensory visual of the product are displayed in Fig. 7.

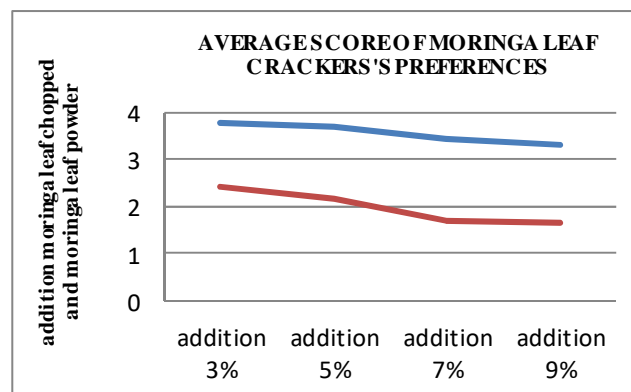


Fig. 6. The Average Score of *Moringa oleifera* Leaf Crackers' Preferences

There is a correlation between the addition of powder and chopped Mol and the amount of the leaf itself to the panelist's preferences with the  $p$  score  $0.01$  ( $< \alpha = 0.05$ ). Thus, the final result of the preference Mol crackers is crackers that has sensory criteria such as green, but not black, light-yellow, little freckles, savory and little *Moringa oleifera*-scented crackers with crispy and multiple layer texture.

#### F. Nutrient Content of Moringa Oleifera Leaf Crackers

The analysis of the nutrient content of *Moringa oleifera* leaf crackers was carried out on the best product based on the organoleptic test (P6) with the addition of chopped leaf by 5%. The nutrient content is presented in Table II.

TABLE II  
MORINGA OLIEFERA LEAF CRACKERS NUTRIENT CONTENT PER 100 GRAMS

Nutrient	Amount
Energy	368 Cal
Protein	11.82 gram
Fat	6.92 gram
Carbohydrate	65.91 gram
Calcium	26.50 mg
Iron	4.68 mg
Vitamin A	48.55 mg
Vitamin C	17.88 mg
Ash	5.11%
Fiber	4.56%
Water	1.21%

In line with Indonesian National Standard (SNI. 01-2973-1992), the crackers must have maximum level 4 of humidity and level 6 for minimum protein content. The *Moringa oleifera* leaf crackers have 1.21 humidity and 11.82 protein. The moisture content is generally low, and this is an indication of stable shelf life if properly packaged and stored [22]. Little ash and fats but high protein and carbohydrate contents of the *Moringa* crackers confirm with the nutritional component of wheat flour, as the main ingredient of the formula, where carbohydrate is mainly the nutritional component, and flour's protein content that used to make crackers is approximately 9-11% [23]. While the highest vitamin content is vitamin A, obtained from *Moringa* leaf that is a prosperous source of vitamin A [8] Therefore, it can be concluded that these crackers are qualified the SNI standard and also contains some nutrients such as iron, calcium, vitamin A and C that needed by our body. Based on data, Mol's fiber content is quite high, so it can be

considered as healthy food that recommended to consume. Because *it* has been reported that a diet low in fiber is undesirable as it could cause constipation and that such diets have been associated with diseases of the colon like piles, appendicitis, and cancer [24].

### G. *Moringa Oliefera* Leaf Crackers Shelf Life

TABLE III  
MORINGA OLIEFERA LEAF CRACKERS' SHELF LIFE

Shelf life	TPC score (cfu/g)	MPN score (/g)
0 day	$0.09 \times 10^4 \pm 0.39 \times 10^{7b}$	$1.60 \pm 0.60^b$
2 week	$0.4 \times 10^4 \pm 0.92 \times 10^{7b}$	$2.57 \pm 0.92^b$
4 week	$0.7 \times 10^4 \pm 4.02 \times 10^{7b}$	$4.00 \pm 1.66^b$
6 week	$0.8 \times 10^4 \pm 8.54 \times 10^{7b}$	$14.60 \pm 4.67^b$
8 week	$0.9 \times 10^4 \pm 17.36 \times 10^{7b}$	$23.89 \pm 9.78^b$

The result on Total Plate Count (TPC) as presented in the table shows that the TPC score has positive results with the crackers shelf life. The longer it stored, the higher its TPC rate is. The highest TPC rate is obtained from the crackers that are stored for 8 weeks, which the score is  $0.9 \times 10^4$  (cfu/g). The interval of keeping from 0 day to 8 days does not exceed SNI's maximum limit, which the score is  $1.0 \times 10^4$  cfu/g. This can be because of the low water content in *Moringa aliefera* leaf crackers that can affect its moisture. As known, moisture determination is one of the most common tests in foods since the water content in foods has an important relationship between conservation and the chemical, physical and microbiological changes during the storage [25].



Fig 7. P1 (Mol powder, 3% addition), P2 (Mol powder, 5% addition), P3 (Mol powder, 7% addition), P4 (Mol powder, 9% addition), P5 (Chopped Mol, 3% addition), P6 (Chopped Mol., 5% addition), P7 (Chopped Mol, 7% addition), P8 (chopped Mol, 9% addition)

The score of MPN on *Moringa oliefera* leaf crackers with its various length of shelved increases along with its length of shelved [26]. Keeping crackers for eight weeks results in the highest MPN score, which counts 23.89/g. This score is still below the maximum level of SNI's MPN score, which is 20/g. Based on the analysis that had been done, it showed that there is a correlation between the lengths of keeping the crackers with the MPN score. Figure 6 shows the TPC and MPN scores of *Moringa oliefera* leaf crackers which increases every week [27].

### IV. CONCLUSION

This study has shown that the type and the amount of the *Moringa oliefera* processed leaf that is used will affect the sensory properties such as color, aroma, flavor, texture and the level of preferences. The best result is obtained from the crackers which used 5% of chopped *Moringa oliefera* leaf with the color criteria "light-yellow with little green freckles," the aroma of "savory and little *Moringa oliefera*-scented, the texture of "crispy enough with multiple layers,"

the flavor of "savory and little *Moringa oliefera*-flavoured." The nutrient content in each 100 grams of the most preference crackers is 368.80 kcal energy, 65.91g of carbohydrate, 11.82 g of protein, 6.92 g of fat, 4.68 mg of Fe, 26.50 mg calcium, 17.88 mg vitamin C, 48,55SI vitamin A, 4.56g fiber, 5.11% of ash content, and 1.21% of water content. The highest crackers' shelf life rate from the TPC is obtained from the Mol crackers that are kept for 8 weeks with  $0.9 \times 10^4$  (cfu/g). The length of its keeping is from day 0 to 8 weeks and does not exceed the maximum limit from SNI ( $1.0 \times 10^4$  cfu/g). The highest MPN score on the Mol crackers that are kept for eight weeks is still below the maximum level of SNI's MPN crackers' content (20/g).

### ACKNOWLEDGMENT

Our deepest gratitude is for the Ministry of Research, Indonesian Science and Higher Education who have funded this research from the Penelitian Unggulan Tinggi (UPT-IDB) Universitas Negeri Surabaya.

## REFERENCES

- [1] Lusas, E. W. (2001). Overview. In E.W. Lucas & L.W. Rooney (Eds.), *Snack Foods Processing*. Boca Raton: CRC Press LLC
- [2] Manley, D. 2000. *The technology of biscuits, crackers, and cookies*. Cambridge, England: Woodhead Publishing Limited and CRC Press LLC.
- [3] Bojana V. Filipčec, et al. 2012. Characterization of Organically Grown Spelt Cultivars for Cracker-Making Applications. Novi Sad, Serbia: University of Novi Sad
- [4] Noor Aziah A, Komathi CA. 2009. Acceptability attributes of crackers made from different types of composite flour. *Int Food Res J.*; 16:479–482.
- [5] Sreelatha & Padma. 2009. Antioxidant Activity and Total Phenolic Content of Moringa oleifera Leaves in Two Stages of Maturity. *Plant Foods for Human Nutrition* 64, 303-311
- [6] Trees for Life 2005. *Moringa Book*. <http://www.treesforlife.org/project/moringa/book/default.asp>
- [7] Copin, Julia. 2008. A study of the nutritional and medicinal scores of Moringa oleifera Oleifera leaves from sub-Saharan Africa: Ghana, Rwanda Senegal, and Zambia. New Brunswick, New Jersey: State University of New Jersey
- [8] Kurniasih. 2013. *Khasiat dan Manfaat Daun Kelor*. Yogyakarta: Pustaka Baru Press.
- [9] Bharali, R., Tabassum, J., Azad, M. R. H. 2003. Chemomodulatory effect of Moringa oleifera oleifera Lam. On hepatic carcinogen-metabolizing enzymes, antioxidant parameters, and skin papillomagenesis in mice. *Asian Pacific J Cancer Prevent* 4.
- [10] Kurniawan, Setyo. 2013. *Obat Ajaib Sirih Merah dan Daun kelor*. Yogyakarta: Buku Biru
- [11] McBurney, R. P. H.; Griffin, C.; Paul, A. A.; Greenberg, D. C. 2004. The nutritional composition of African wild food plants: from compilation to utilization. *Journal of Food Composition and Analysis*. vol 17, 277-289
- [12] Fahey J. W. 2005. M. oleifera: A Review of the Medical Evidence for Its Nutritional, Therapeutic, and Prophylactic properties. Part 1. *Trees for Life Journal*, vol 1:5
- [13] DanMalam, H. U.; Abubakar, Z.; Katsayal, U. A. 2001. Pharmacognostic studies on the leaves of Moringa oleifera. *Nigerian Journal of Natural Product and Medicine*, vol 5, 45-49
- [14] Zakaria,dkk. 2012. Penambahan Tepung Daun Kelor Pada Menu Makanan Sehari-Hari Dalam Upaya Penanggulangan Gizi Kurang Pada Anak Balita. *Journal of Food and Nutrition Media* vol. XIII, 1st edition p 44.
- [15] Wijaya, H. C dan N. Mulyono. 2009. *Bahan Tambahan Pangan Pewarna*. Bogor: IPB Press.
- [16] Krisnadi, A. Dudi. 2012. *Kelor Super Nutrisi(online)*. (<http://kelorina.com/blog/ebook-kelor-super-nutrisi.com> diakses pada Kamis, 3 September 2016
- [17] Kholis, N., dan Hadi, F. 2010. Pengujian Bioassay Biskuit Balita Yang Disuplementasi Konsentrat Protein Daun Kelor (Moringa oleifera oleifera) Pada Model Tikus Malnutrisi. *Journal of Agricultural Technology* Vol. 11: 3. Universitas Ma Chung. Malang
- [18] Winarno, F.G. 1992 Potensi dan peran tepung-tepungan bagi industry pangan dan program perbaikan gizi. Makalah pada Sem Nas Interaktif: keanekaragaman makanan untuk ketersediaan pangan.
- [19] Yulianti, Rika. 2008. Pembuatan Minuman Jeli Daun Kelor (Moringa oleifera Oleivera) Sebagai Sumber Vitamin-C dan  $\beta$ -Karoten. Program Studi Gizi Masyarakat dan Sumberdaya Keluarga Fakultas Pertanian Institut Institut Pertanian Bogor.
- [20] Hardiansyah dan Dodik Briawan, 2003. Daftar Kandungan Zat Gizi Bahan Makanan. Jurusan Gizi Masyarakat dan Sumberdaya keluarga (GMSK) Fakultas Pertanian-IPB.
- [21] Zakir, Muhammad. 2008. Hubungan Sifat Reologis Adonan Terhadap Karakteristik Sensorik Produk Makanan Tepung Komposit Terigu-Sorgum. *Indonesia Chimica Acta*, ISSN 2085-014X Vol. 1. No. 1. Jurusan Kimia FMIPA Universitas Hasanuddin Kampus Tamalanrea, Makassar 90245, Indonesia
- [22] L.Ajala, O. L.Otutu, and A. Bamgbose, 2012. Effect of delayed processing on some physico-chemical properties of cassava starch. *American journal of food and nutrition*. ISSN 2157-0167.
- [23] Smolin, L. A. Grosvenor, M. B. 2007. *Nutrition: Science & Application*.
- [24] B.D. Okon. 1983. Studies on the chemical composition and nutritive values of the fruits of African star apple. M.Sc. Thesis, University of Calabar.
- [25] R. M.Sampaio, S.K. Marcos, I.C.F. Moraes and V.H. Perez. 2009. Moisture adsorption behavior of biscuits formulated using wheat, oatmeal and passion fruit flour. *Journal of Food Processing and Preservation*, v. 33, n. 1, p. 105-113.
- [26] I. Iskandar, "Added Value Analysis of Skin Crackers at Home Industry in Batusangkar City," vol. 5, no. 3, pp. 252–254, 2015.
- [27] N. A. Mustapha, F. Farhanah, B. Rahmat, W. Zunairah, and W. Ibadullah, "Development of Jackfruit Crackers : Effects of Starch Type and Jackfruit Level," vol. 5, no. 5, pp. 330–333, 2015.